

# Pooled Efficacy and Safety Results From the DERMIS-1 and DERMIS-2 Phase 3 Trials of Once-Daily Roflumilast Cream 0.3% for Treatment of Chronic Plaque Psoriasis

Mark Lebwohl,<sup>1</sup> Melinda J. Gooderham,<sup>2</sup> Scott T. Guenther,<sup>3</sup> H. Chih-ho Hong,<sup>4</sup> Leon H. Kircik,<sup>5</sup> Angela Y. Moore,<sup>6</sup> Matthew Zirwas,<sup>7</sup> Amy Feng,<sup>8</sup> Robert C. Higham,<sup>8</sup> Patrick Burnett,<sup>8</sup> David R. Berk<sup>8</sup>

<sup>1</sup>Icahn School of Medicine at Mount Sinai, New York, NY, USA; <sup>2</sup>Skin Centre for Dermatology, Probity Medical Research and Queen's University, Peterborough, ON, Canada; <sup>3</sup>The Indiana Clinical Trials Center, PC, Plainfield, IN, USA; <sup>4</sup>University of British Columbia, Vancouver, BC, and Probity Medical Research, Surrey, BC, Canada; <sup>5</sup>Icahn School of Medicine at Mount Sinai, New York, NY, Indiana Medical Center, Indianapolis, IN, Physicians Skin Care, PLLC, Louisville, KY, and Skin Sciences, PLLC, Louisville, KY, USA; <sup>6</sup>Arlington Research Center, Arlington, TX, USA, Baylor University Medical Center, Dallas, TX, USA; <sup>7</sup>Dermatologists of the Central States, Probity Medical Research, and Ohio University, Bexley, OH, USA; <sup>8</sup>Arcutis Biotherapeutics, Inc., Westlake Village, CA, USA

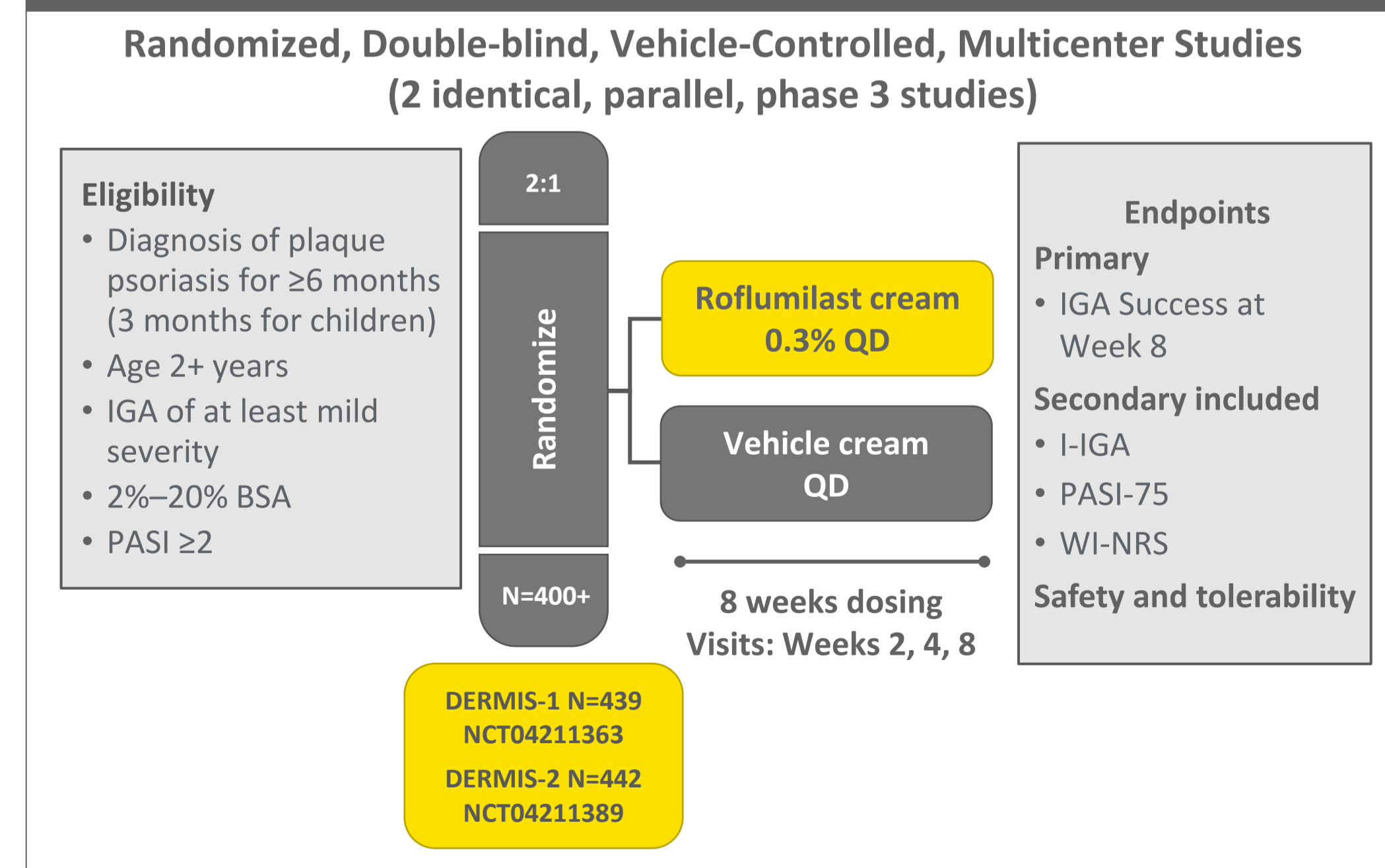
## INTRODUCTION

- Recent prevalence estimates suggest that 78% of patients with psoriasis in the United States have mild to moderate disease (<10% body surface area [BSA]),<sup>1</sup> for which topical therapy is considered first-line therapy<sup>2</sup>; however, no novel nonsteroidal topical therapies for plaque psoriasis have been approved in more than 2 decades
  - Various topical treatments are available for chronic plaque psoriasis, such as corticosteroids, vitamin D derivatives, and calcineurin inhibitors; however, there remains an unmet need for effective therapies that are safe and well-tolerated for long-term use<sup>3</sup>
- Roflumilast is a selective and highly potent phosphodiesterase-4 (PDE-4) inhibitor with greater affinity for PDE-4 than apremilast or crisaborole and approximately 25- to >300-fold more potent based on in vitro assays<sup>4</sup>
- Topical roflumilast is being investigated as a once-daily, nonsteroidal treatment for various dermatologic conditions, including atopic dermatitis, seborrheic dermatitis, and scalp psoriasis
- Efficacy, safety, and tolerability of roflumilast cream in psoriasis have been demonstrated in a phase 2b study in patients with psoriasis and the individual phase 3 DERMIS-1 and DERMIS-2 results were previously reported<sup>5,6</sup>
- Here, we report the pooled efficacy and safety results from DERMIS-1 and DERMIS-2

## METHODS

- DERMIS-1 and DERMIS-2 were 2 identical, phase 3, randomized, double-blind, vehicle-controlled, 8-week studies of once-daily roflumilast cream 0.3% in patients (≥2 years of age) with psoriasis (affected BSA 2%–20%; Figure 1)
- The primary efficacy endpoint was Investigator Global Assessment (IGA) Success at Week 8, which was defined as achievement of Clear or Almost Clear IGA status plus ≥2-grade improvement from baseline

**Figure 1. Study Design**



IGA Success = Clear or Almost Clear IGA status plus ≥2-grade improvement from baseline.  
BSA: body surface area; IGA: Investigator Global Assessment; I-IGA: Intertriginous-IGA; PASI-75: 75% reduction in Psoriasis Area Severity Index; QD: once daily; WI-NRS: Worst Itch Numeric Rating Scale.

## RESULTS

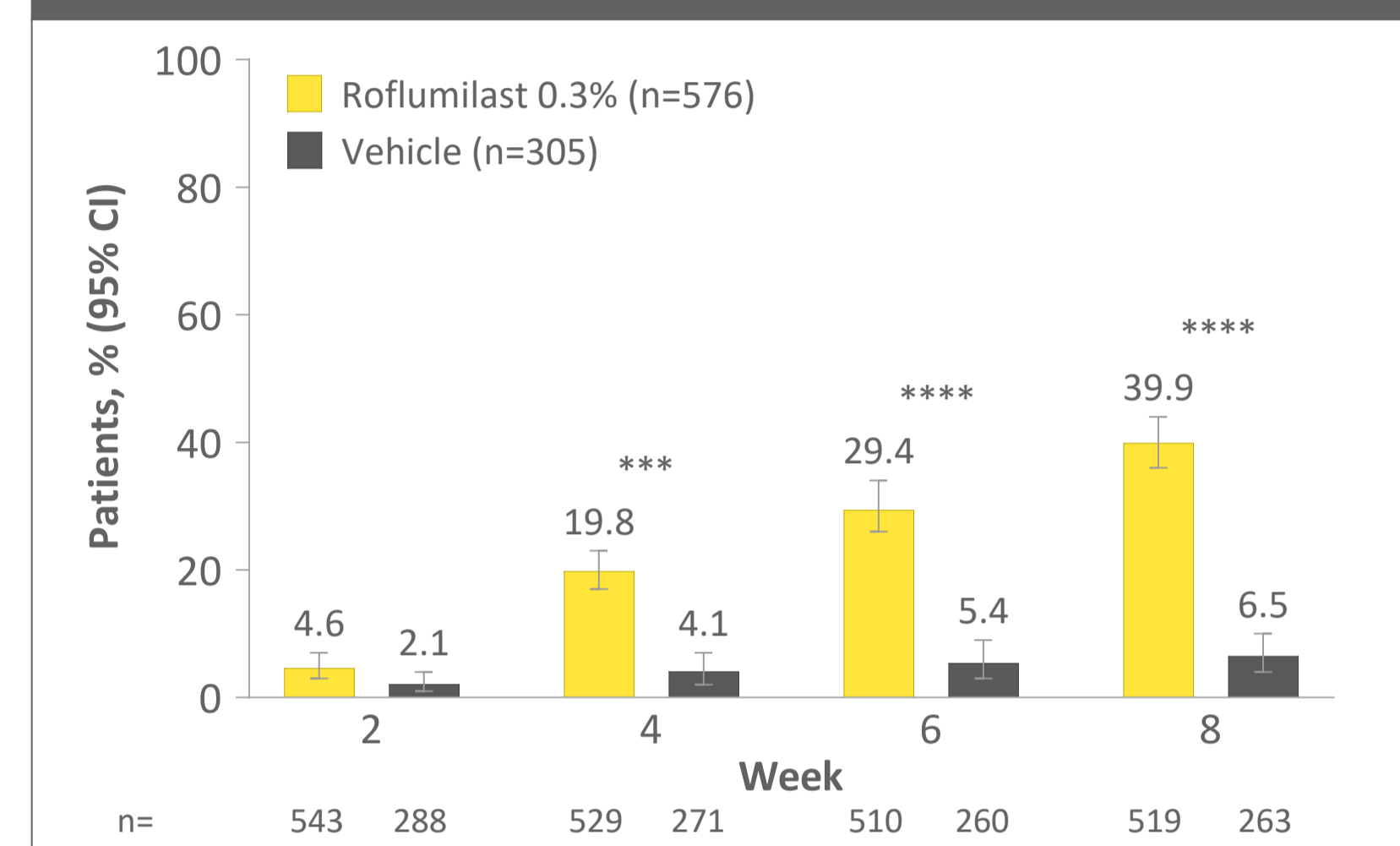
- Baseline disease characteristics and demographics were similar across treatment groups (Table 1)
- Significantly more roflumilast-treated patients achieved the primary endpoint, IGA Success at Week 8 (Figure 2)
  - Significantly greater percentages of patients in the roflumilast group had IGA Success at other timepoints compared with that of the vehicle group
  - More patients in the roflumilast group also had an IGA status of Clear or Almost Clear at all timepoints (Figure 3)
- Significantly more roflumilast-treated patients had intertriginous IGA (I-IGA) Success (I-IGA Success, a 75% reduction in Psoriasis Area Severity Index (PASI-75) score (Figure 5), and Worst Itch Numeric Rating Scale (WI-NRS) Success (Figure 6)

**Table 1. Baseline Demographics and Disease Characteristics**

n (%)	Roflumilast Cream 0.3% (n=576)	Vehicle (n=305)
<b>Age in years, mean (SD)</b>	47.2 (14.6)	47.9 (15.0)
<b>Sex</b>		
Male, n (%)	365 (63.4)	196 (64.3)
Female, n (%)	211 (36.6)	109 (35.7)
<b>Race, n (%)</b>		
American Indian or Alaska Native	4 (0.7)	2 (0.7)
Asian	41 (7.1)	20 (6.6)
Black or African American	21 (3.6)	17 (5.6)
Native Hawaiian or Other Pacific Islander	5 (0.9)	1 (0.3)
White	474 (82.3)	250 (82.0)
Not reported	9 (1.6)	5 (1.6)
Other	19 (3.3)	9 (3.0)
More than 1 race	3 (0.5)	1 (0.3)
<b>IGA score, n (%)</b>		
2 (mild)	101 (17.5)	44 (14.4)
3 (moderate)	426 (74.0)	240 (78.7)
4 (severe)	49 (8.5)	21 (6.9)
<b>Psoriasis-affected BSA, mean % (SD)</b>	6.7 (4.6)	7.6 (4.9)
<b>I-IGA score, n (%)</b>		
1 (almost clear)	7 (1.2)	2 (0.7)
2 (mild)	58 (10.1)	29 (9.5)
3 (moderate)	54 (9.4)	33 (10.8)
4 (severe)	4 (0.7)	1 (0.3)
<b>PASI, mean score (SD)</b>	6.4 (3.2)	6.9 (3.6)
<b>WI-NRS, mean score (SD)</b>	5.7 (2.7)	5.9 (2.8)
<b>WI-NRS score ≥4, n (%)</b>	447 (77.6)	231 (75.7)

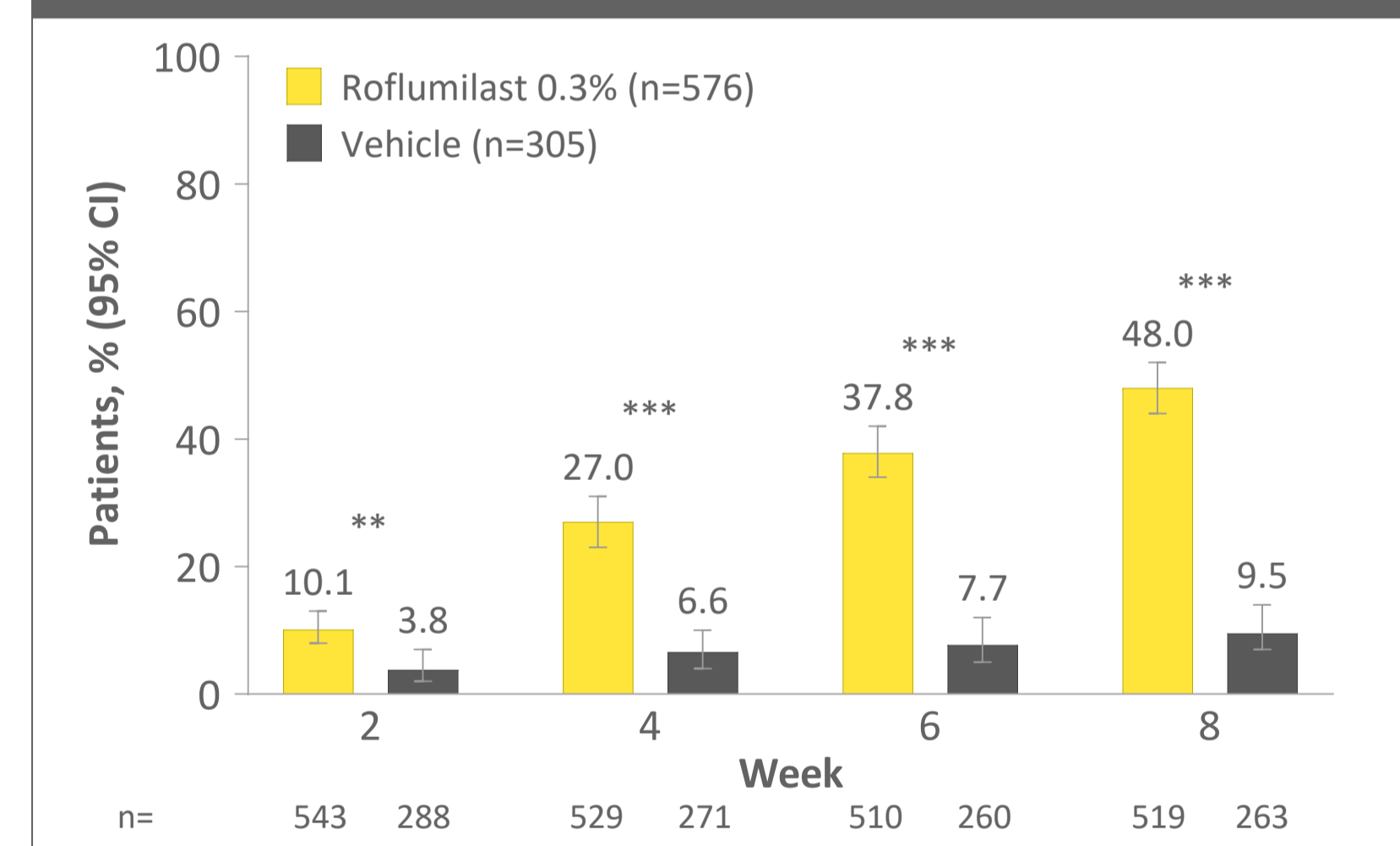
BSA: body surface area; IGA: Investigator Global Assessment; I-IGA: Intertriginous IGA; PASI: Psoriasis Area Severity Index; WI-NRS: Worst Itch Numeric Rating Scale; SD: standard deviation.

**Figure 2. Percentage of Patients Achieving IGA Success**



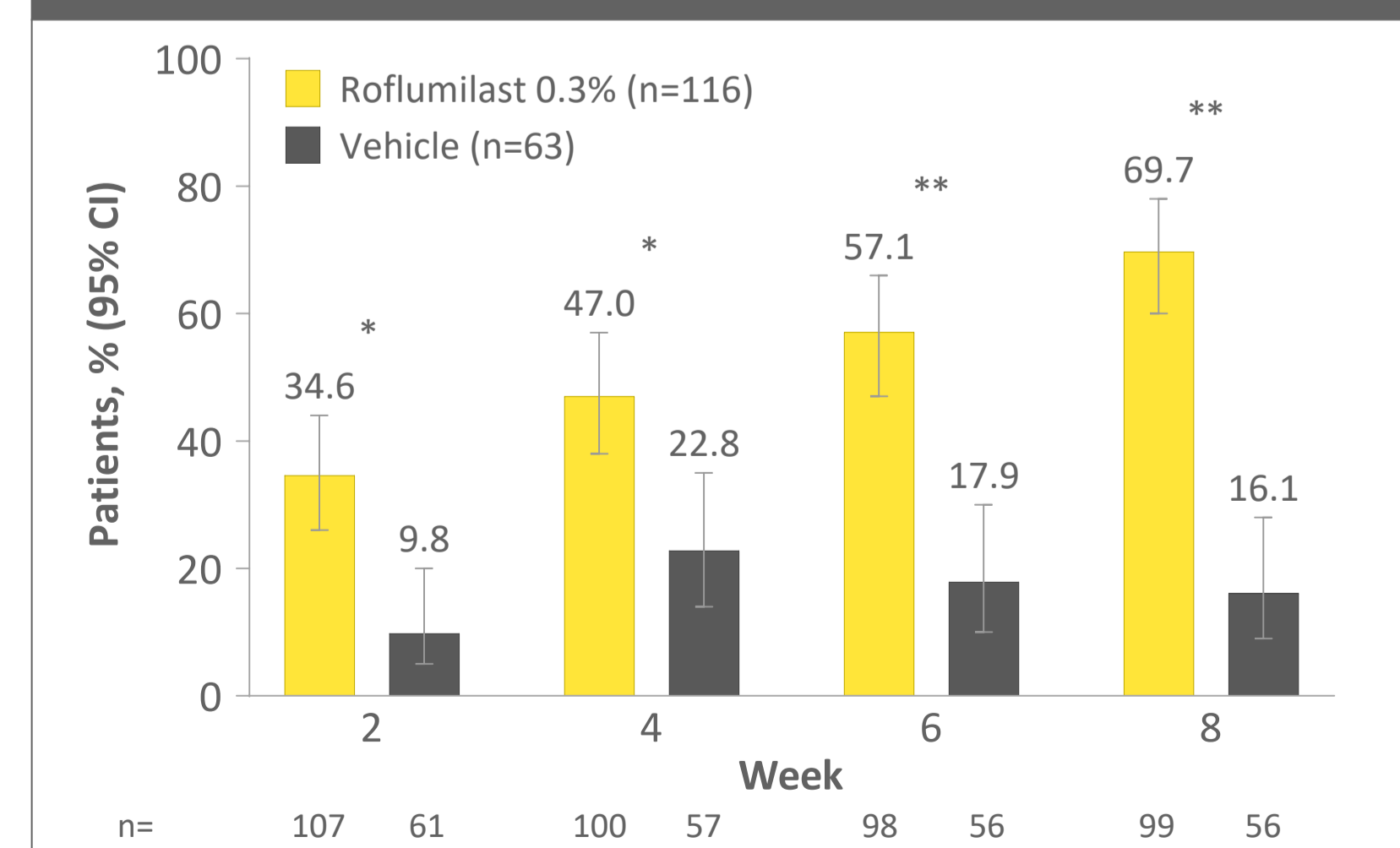
\*\*P<0.05; \*\*\*P<0.01; \*\*\*\*P<0.001; \*\*\*\*\*P<0.0001.  
IGA Success = Clear or Almost Clear IGA status plus ≥2-grade improvement from baseline.  
CI: confidence interval; IGA: Investigator Global Assessment.

**Figure 3. Percentage of Patients Achieving IGA Status of Clear or Almost Clear**



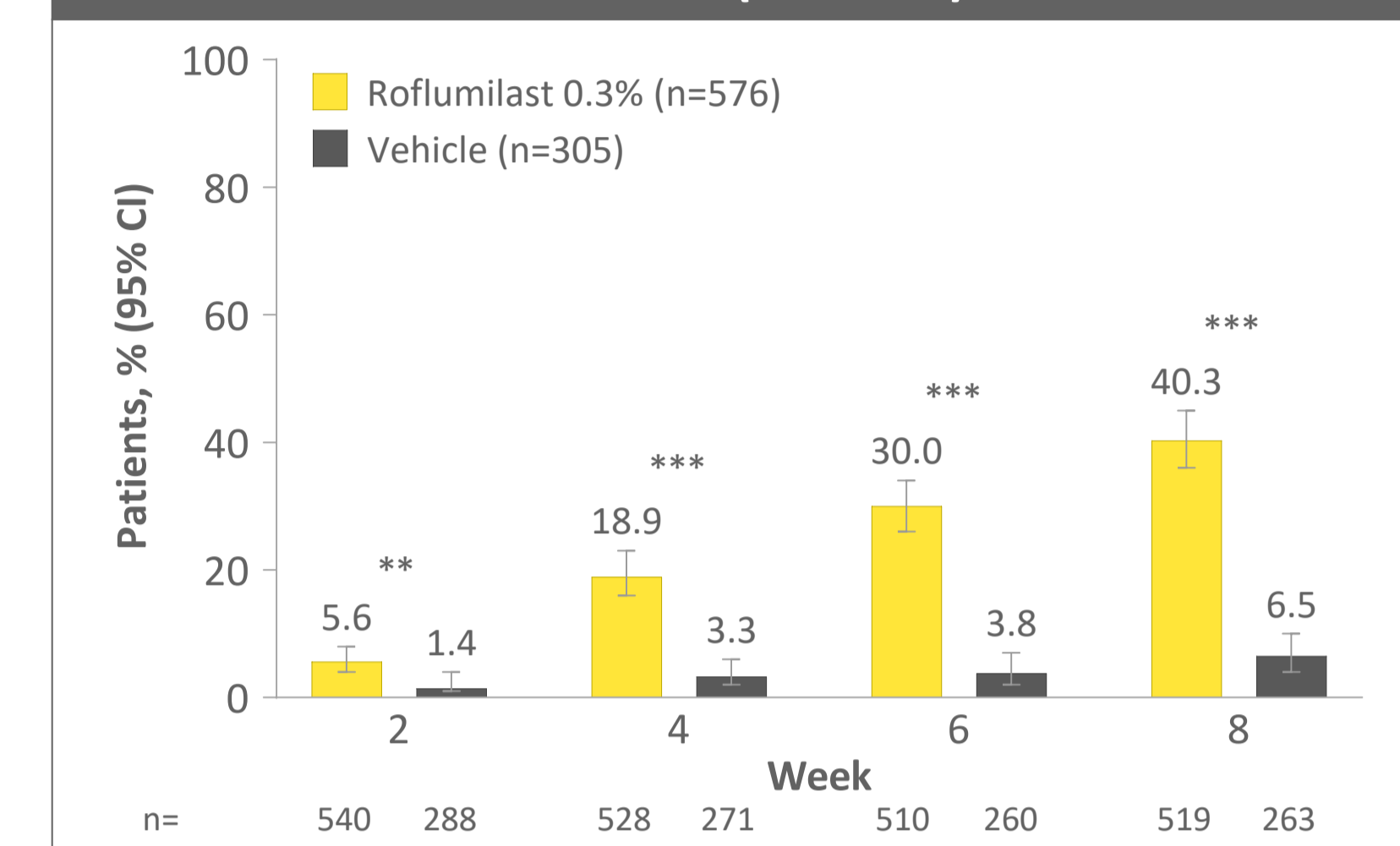
\*\*P<0.01; \*\*\*P<0.001.  
CI: confidence interval; IGA: Investigator Global Assessment.

**Figure 4. Percentage of Patients Achieving I-IGA Success**



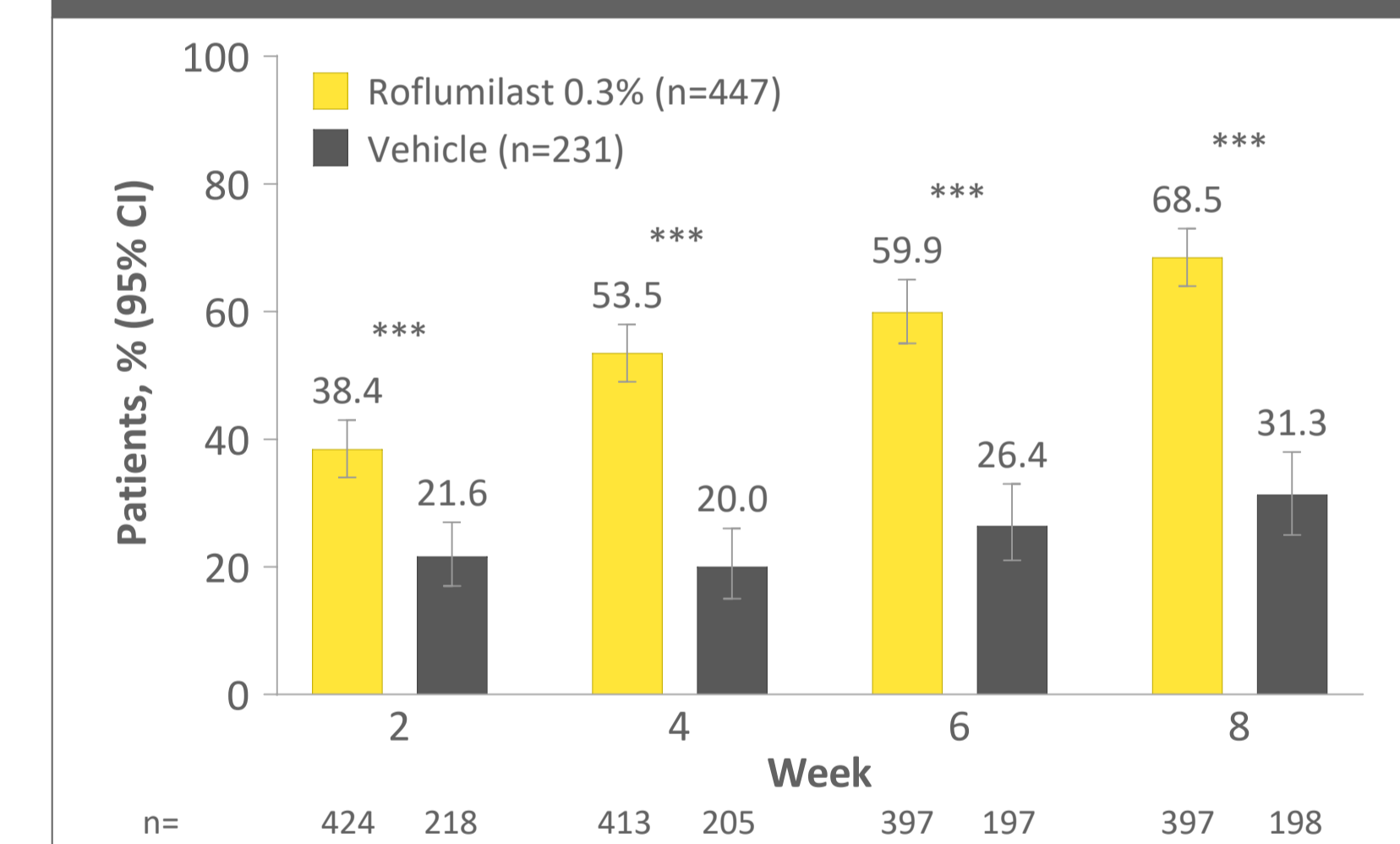
\*P<0.05; \*\*P<0.01.  
I-IGA Success = Clear or Almost Clear IGA status plus ≥2-grade improvement from baseline.  
CI: confidence interval; I-IGA: Intertriginous Investigator Global Assessment.

**Figure 5. Percentage of Patients Achieving 75% Reduction in PASI Scores (PASI-75)**



\*\*P<0.01; \*\*\*P<0.001.  
CI: confidence interval; PASI-75: 75% reduction in Psoriasis Area Severity Index.

**Figure 6. Percentage of Patients Achieving WI-NRS Success**



\*\*\*P<0.0001.  
WI-NRS Success = ≥4-point improvement in patients with baseline WI-NRS score ≥4.  
CI: confidence interval; WI-NRS: Worst Itch Numeric Rating Scale.

## Safety

- Roflumilast cream demonstrated low rates of application-site adverse events (AEs), treatment-related AEs, and discontinuations due to AEs, comparable with vehicle (Table 2)
- There were no treatment-related serious AEs

## Local Tolerability

- On investigator-rated local tolerability, more than 97% of patients in each group had no signs of irritation at Week 4 or Week 8
- More than 99% of patients reported no or mild sensation after applying roflumilast cream at Week 4 and Week 8, similar with that of vehicle

## REFERENCES

- Armstrong AW, et al. *JAMA Dermatol* 2021;157:940–946.
- Menter A, et al. *J Am Acad Dermatol* 2011;65:137–174.
- Elmets CA, et al. *J Am Acad Dermatol* 2011;64:432–470.
- Dong C, et al. *J Pharmacol Exp Ther* 2016;358:413–422.
- Lebwohl MG, et al. *N Engl J Med* 2020;383:229–239.
- Lebwohl MG, et al. *European Academy of Dermatology & Venereology (EADV) Symposium* 2021.

**Table 2. Adverse Events**

n (%)	Roflumilast Cream 0.3% (n=576)	Vehicle (n=305)
<b>Patients with any TEAE</b>	147 (25.5)	64 (21.0)
<b>Patients with any treatment-related TEAE</b>	23 (4.0)	11 (3.6)
<b>Patients with any SAE</b>	2 (0.3)	2 (0.7)
<b>Patients who discontinued study due to AE</b>	6 (1.0)	4 (1.3)
<b>Most common TEAE (≥1% in the roflumilast group), preferred term</b>		
Diarrhea	18 (3.1)	0
Headache	14 (2.4)	3 (1.0)
Insomnia	8 (1.4)	2 (0.7)
Nausea	7 (1.2)	1 (0.3)
Nasopharyngitis	6 (1.0)	4 (1.3)
Urinary tract infection	6 (1.0)	2 (0.7)
Application-site pain	6 (1.0)	1 (0.3)
Upper respiratory tract infection	6 (1.0)	1 (0.3)

AE: adverse event; BSA: body surface area; SAE: serious adverse event; SD: standard deviation; TEAE: treatment-emergent adverse event.

## CONCLUSIONS

- Roflumilast cream 0.3% demonstrated statistically significant improvements on endpoints assessing disease severity, including intertriginous areas, and pruritus
- The local tolerability profile as assessed by both patients and investigators was favorable
- The pooled results of the phase 3 DERMIS-1 and DERMIS-2 studies demonstrated that investigational, once-daily roflumilast cream 0.3% has the potential to address many of the shortcomings of existing topical treatments for plaque psoriasis

## DISCLOSURES

ML, MIG, STG, HCH, LHK, AYM, and MZ are an investigator and/or consultant for Arcutis Biotherapeutics, Inc. and received grants/research funding and/or honoraria; AF, RCH, PB, and DRB are employees of Arcutis Biotherapeutics, Inc. Additional disclosures provided on request.

## ACKNOWLEDGEMENTS

- This study was supported by Arcutis Biotherapeutics, Inc.
- Thank you to the investigators and their staff for their participation in the trial.
- We are grateful to the study participants and their families for their time and commitment.
- Writing support was provided by Sue Sutch, PharmD, and Christina McManus, PhD, Alligent Biopharm Consulting LLC, and funded by Arcutis Biotherapeutics, Inc.